

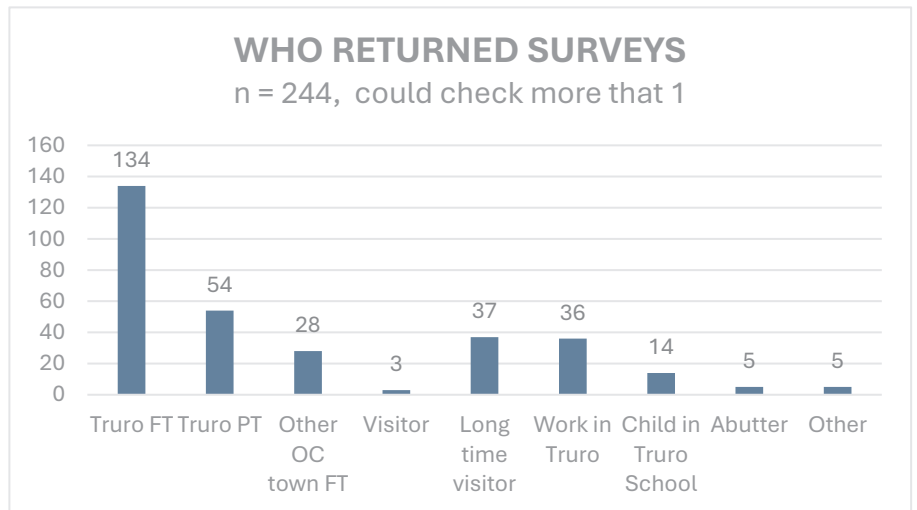
WALSH SURVEY RESULTS SUMMER 2025 - Recreation & Non-Residential Space

190 paper surveys & 54 online

Total Surveys Returned - 244

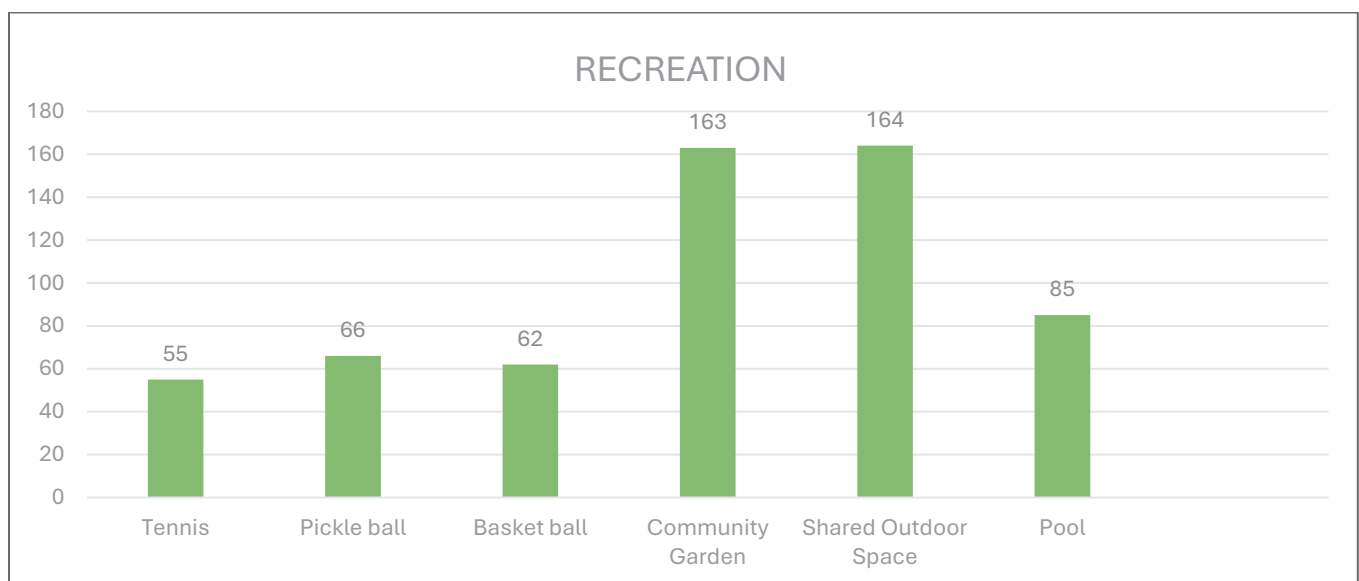
Who Returned the Surveys (people could check more than 1)

- 188 people identified as full or part time Truro residents
- 36 work in Truro
- 14 have children in the Truro School



RECREATION - Please check all that you would like to see at Walsh

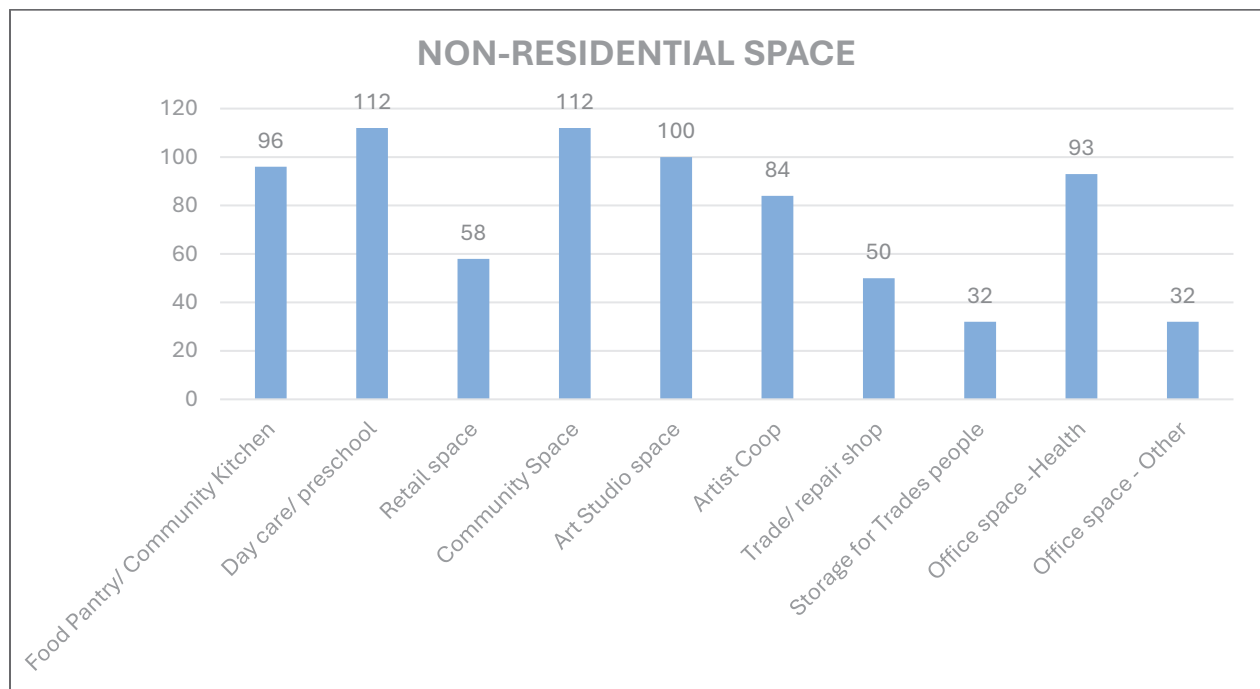
	Tennis	Pickle	Bball	Community Garden	Shared Outdoor Space	Pool
Full time	30	36	33	86	89	39
All Other	25	30	29	77	75	46
Total	55	66	62	163	164	85
Total %	22.5%	27.0%	25.4%	66.8%	67.2%	34.8%
FT %	22.4%	26.9%	24.6%	64.2%	66.4%	29.1%
All Other%	22.7%	27.3%	26.4%	70.0%	68.2%	41.8%



Observation – question asked about recreation not open space, but the highest responses involved open/green space

NON-RESIDENTIAL SPACE - Please check all that you would like to see at Walsh

	NON-RESIDENTIAL SPACE									
	Food Pantry/ Community Kitchen	Day care/ preschool	Retail space	Community Space	Art Studio space	Artist Coop	Trade/ repair shop	Storage for Trades people	Office space - Health	Office space - Other
FT	58	64	34	58	56	47	29	13	53	16
Other	38	48	24	54	44	37	21	19	40	16
Total	96	112	58	112	100	84	50	32	93	32
FT %	43.3%	47.8%	25.4%	43.3%	41.8%	35.1%	21.6%	9.7%	39.6%	11.9%
Other %	34.5%	43.6%	21.8%	49.1%	40.0%	33.6%	19.1%	17.3%	36.4%	14.5%
Total %	39.3%	45.9%	23.8%	45.9%	41.0%	34.4%	20.5%	13.1%	38.1%	13.1%



Observations:

- Greatest interest in Day Care/Pre-School, Community Space, Art Studio & Food Pantry/Community Kitchen
- Least interest in Storage Space for Tradespeople & Office Space – not Health